APPENDIX I

WATER DEPARTMENT PROGRAM EXPENDITURES

In accordance with the Town of Milton Charter, Section 18 (i) "Town Manager", the following information is provided as a supplement to the Expenditure section of the 2013-14 Fiscal Year Town Manager's Draft Budget. It details a work program for the town.

The Town of Milton operates services enterprises for the purpose of providing drinking water and refuse collection services. The revenue and expenditures associated with these enterprises are reported in a proprietary fund. Labor expenses may be allocated to this fund in proportion to their support function. Revenue is based upon fees collected for services, as well as possible grants. The following pages provide detail regarding operating and capital expenditures, both proposed and considered, for the Water Department/Proprietary Fund.

The Operating Budget features the addition of a web-based Work Order Management System. This system was implemented in May 2013 in response to requests for better reporting of Public Works activities. It will not only create better reports, but also enable the department to better forecast maintenance needs and to more accurately predict maintenance costs. No expense has been made, to date. The FY 2014 expenditure is for the requisite subscription renewal in May 2014. This operating expense is complimented by a capital expense of $1,500 to upgrade one laptop computer and two install two laptop mounts in the trucks of our department managers.

The Operating Budget also features the addition of a line that provides more transparency regarding the use of Water Impact Fee revenue. A transfer of an equivalent amount to Water Impact Fee Savings is now shown on the expenditure side. In the Capital Expenditure Budget, the full amount is allocated to the Shipbuilders Tower foundation repair project.

The pages that follow the description of the Work Order Management System detail each proposed and considered item in the Capital Improvements Plan for this department. The Capital Budget Worksheet shows $121,708 of net revenue to this fund. An equivalent value in capital expenditures is proposed.

There are, however, other projects that were considered by the Public Works Director and the Water Committee. The detail regarding these projects is included, as well. The Water Committee may advocate the use of savings, an increase in rates or a loan from the Drinking Water State Revolving Fund (SRF) for the purpose of making these capital improvements. The Charter-imposed limit on borrowing is 30% of the assessed value of taxable property in town. This provides the Town of Milton with the authority to borrow as much as $112 million (in addition to current indebtedness of $414,000). The Charter, however, requires that *any* borrowing be preceded by a referendum. Information about the SRF program concludes this appendix.

PRODUCT

Work Order™

Work Order Datasheet (/images/uploads/resources/FD-WO-Datasheet.pdf)



SOLUTIONS (HTTP://FACILITYDUDE.COM/SOLUTIONS/)

Overview (http://facilitydude.com/solutions/)

MaintenanceEDGE (http://facilitydude.com/solutions/maintenance/)

Work Order >

Planned Maintenance (http://facilitydude.com/solutions/maintenance/planned-maintenance/)

Work Order Wireless (http://facilitydude.com/solutions/maintenance/work-order-wireless/)

UtilityTRAC (http://facilitydude.com/solutions/energy/)

UtilityTrac Plus (http://facilitydude.com/solutions/energy/utility-trac-plus/)

InventoryEDGE (http://facilitydude.com/solutions/inventory/)

Inventory (http://facilitydude.com/solutions/inventory/inventory/)

Inventory Wireless (http://facilitydude.com/solutions/inventory/inventory-wireless/)

Contact Us (/about/contact/)

Efficient Workflow Management

The powerful **Work Order** tool is the linchpin of the MaintenanceEdge (http://facilitydude.com/solutions/maintenance/) suite. This module enables you to receive and assign work requests, schedule and manage maintenance for techs or vendors, automatically record labor and purchase transactions, and access all your data via built-in performance reports. Programmable logic allows you to automate the approval and assignment of work requests.



(/images/uploads/products/WO_1Online_Request_Form.png)

Benefits:

Convenience - Access your work order data online anytime, anywhere, from any computer

Productivity - Reduce data entry and phone calls for work requests

Reporting - Generate simple yet detailed reports on work order status, costs, and more

Customer Satisfaction - Automated communication keeps customers in the loop

Features:

- Enables requesters to submit and track the status of work requests online
- Automatically notifies requesters of updates via e-mail
- Automates daily, weekly, monthly, quarterly, and annual reports
- Allows technicians to receive and complete work online
- Associates budget codes, projects, and equipment with work orders
- Includes interactive calendar for allocating resources and scheduling
- Automatically routes work requests based on your specific business processes

MaintenanceEdge helps us prioritize and improve productivity.

Brad Jones, Director of Property Management & Construction
Central WA Comprehensive Mental Health

Related Products

Planned Maintenance™ (http://facilitydude.com/solutions/maintenance/planned-maintenance/)

Work Order Wireless (http://facilitydude.com/solutions/maintenance/work-order-wireless/)

Want more details?
Our team will walk you through it.

Request a Demo >

© 2013 FacilityDude. All Rights Reserved.

MaintenanceEDGE

FACILITY DUDE

5/2/2013

Win Abbott
Town of Milton

Dear Win,

Thank you for your interest in MaintenanceEdge, an affordable suite of powerful, easy-to-use online tools that allow you to manage your facilities more efficiently with centralized requests, automated maintenance workflow, and simple reporting. FacilityDude is dedicated to providing best in class solutions with unlimited training and support. Through our partnership with Johnson Controls we look forward to providing you with new, innovative ways to achieve optimal building performance and sustainable results

Pricing for MaintenanceEdge is based on your total population:
***Estimated Population*:**2,576

Totals added above those documented will be charged accordingly.

	Frequency	Total
MaintenanceEdge Quick Start & First Year Investment	Now – May 31, 2014	Waived = $0
Annual Renewal	June 1, 2014 and subsequent years	$1,336.00
Subscription includes unlimited users, training and support.		

In return for taking part in the Johnson Controls program you agree to:

1. Work with FacilityDude to get your building information, users, and crafts functional within the first 120 days of signing this agreement.
2. Allow FacilityDude to provide Johnson Controls:
   a. Use of your data for presenting new, innovative ways to achieve optimal building performance, occupant comfort, sustainable results and energy savings ideas that are specific to your operations.
   b. Use of your data for anonymous use in their research.

General Conditions

- Proposal has been prepared for Town of Milton.
- Proposal is valid for 60 days.
- Agreement is effective per the date listed on page one.
- Initial term: year to year.
- Automatic invoicing of annual fee will occur at the end of each term unless request for non-renewal is received in writing 30 days prior to renewal date.
- Payment: Terms are net 30 days.
- Applicable sales taxes are in addition to the quoted price.
- Subscription begins upon written acceptance of terms and conditions of proposal.
- All required data is to be provided by you prior to setup.
- Technical support is available from 8am to 6pm Eastern Standard Time at 877-655-3833 or support@facilitydude.com.
- A quote will be provided for any assistance outside the scope of this proposal including data imports.
- Although the terms of this document control, all other conditions of use can be found at http://facilitydude.com/privacy-terms-of-use/.

The undersigned accepts the above detail and agrees to the terms herein.

SUBMITTED BY:

Andrea Cathey — 5/2/2013

Representative Name — *Date*

ACCEPTED BY:

Wilmer E. Abbott IV. — May 2, 2013

Customer Signature — *Date*

Wilmer E. Abbott IV. — Town Manager

Print Name — *Position*

Please address the purchase order to:
FacilityDude.com
11000 Regency Parkway, Suite 200
Cary, NC 27518

***** Please mail the original and fax or email a copy of the signed proposal and purchase order to 919-674-8515 or sales@facilitydude.com.**

In partnership with:

Johnson Controls

Barnes Electric, Inc.

5470 Cokesbury Road * Rhodesdale, Md. 21659
Toll Free 1-866-780-5800
410-943-3211 * Fax 410-943-1159
E-Mail- abarnes@dmv.com

Owner/Agent
June 14, 2013
Town of Milton
115 Federal Ave.
Milton, De. 19968

Location of equipment
Water Treatment Plant

Equipment
White Generator with transfer switch

This planned maintenance agreement is entered into by **Barnes Electric, Inc.** of Rhodesdale, Md. And the owner/agent of the equipment named above to perform the services listed below if applicable:

Annual Agreement:

1. Lubrication System: check of engine lube system including changing oil and oil filter. Oil and filters will be changed.
2. Fuel System: Complete check of fuel system including fuel lines, tanks, and pumps, and changing diesel fuel filter(s).
3. Cooling System: Complete check of cooling system and radiator including hoses and belts, and change coolant filters.
4. Batteries: Complete check of engine batteries including battery specific gravity, voltage drop on start, battery charger output and battery cable connections.
5. Engine Components: Complete check of all engine components including block heater, starters, turbochargers, governors, exhaust and air inlet operation.
6. Air System: Complete check of air intake and air exhaust system including louvers/ shutters for correct operation. Air filters will be inspected and replaced as required, at an additional cost.
7. Exhaust System: Complete check of exhaust system and muffler including exhaust restrictions, draining condensation traps, rain caps, and checking for exhaust leaks.
8. Generator Set Operation: Complete check of generator set operation including oil, fuel, coolant, and exhaust and mounting systems. Check for stable voltage and governor operation. Check all control panel functions/ instrumentation, circuit breaker, and safety shutdowns. Test system under load as conditions allow.
9. Automatic Transfer Switch (ATS) Operation: Complete check of ATS operation including positive start/stop, connections, sequencing and exercising.
10. Instructions: Instruct on-site personnel during Preventative Maintenance Service on proper operating and upkeep procedures between PM service.
11. Disposal: Dispose of all waste products, including but not limited to, used oil, used services in accordance with EPA/ DEP guidelines.
12. Report: Submit the PM checklist as a written report describing work performed and any, additional recommended items not covered by PM Agreement.

***--Air filters normally last several years. (They are not included in the price listed below.)**

Upon acceptance of this agreement, Barnes Electric, Inc. will render the services listed above on this equipment ONCE every 12 months complete service. Price: $ 375.00

_____ Option- 6 month Visual Inspection of unit $100.00

This amount will be invoiced after the work is complete.

Barnes Electric, Inc.

5470 Cokesbury Road * Rhodesdale, Md. 21659
Toll Free 1-866-780-5800
410-943-3211 * Fax 410-943-1159
E-Mail- abarnes@dmv.com

June 14, 2013
Town of Milton
115 Federal Ave.
Milton, De. 19968

Additional Services and Repairs

Any additional repairs, parts, or services which are required will be brought to the immediate attention of the customer, if possible. Repairs will only be made after the proper authorization form has been signed and then given to Barnes Electric, Inc., unless prior authorization is given by signing the space provided below. Any additional repairs, maintenance, or service will be performed by Barnes Electric, Inc. rate and travel charges as outlined below.

It is understood that this agreement only includes parts and labor specified herein. It does not include expenses to repair damage caused by abuse, accident, theft, acts of a third person, forces of nature, altering the equipment. Barnes Electric, Inc. shall not be responsible for failure to render the service for cause beyond its control.

Rates and Travel Charges

These charges are for work not covered under our Planned Maintenance Agreement:

Service Technician during regular time ..... $ 70.00 per hour
Service Technician during overtime.....$105.00 per hour
Service Technician on Sundays and Holidays.....$ 135.00 per hour
Truck Charge..... $ 25.00 per visit
Driving time labor is figured round trip at above labor rates per man.
Minimum local service call is $ 94.00 (within approximately 0-30 miles)

Terms and Conditions

The periodic inspections will start in June and continue at 12 month intervals or as specified.
Travel expenses and labor are allowed to perform indicated services only.
If additional labor, parts, or travel is required, the above rates apply.
This agreement supercedes all previous contracts. All rates are subject to change without notice.
This agreement is not assignable without the consent of Barnes Electric, Inc. and will automatically be renewed annually until cancelled by either party through written notice to the other. Written notice shall be received 30 days prior to service due date.
Barnes Electric, Inc. warrants and agrees that all of its personnel performing services pursuant to his contract shall be trained for the services they perform and that all parts and materials installed pursuant hereto shall be suitable for the use intended.
An invoice will be submitted after each service with terms of Net 20 days (with approved credit.) Service charges of 1.5% per month.

Authorized Signature: _____ Date: _____

Barnes Electric, Inc.

5470 Cokesbury Road * Rhodesdale, Md. 21659
Toll Free 1-866-780-5800
410-943-3211 * Fax 410-943-1159
E-Mail- abarnes@dmv.com

Limited Warranty Policy
For
Service, Repair, Parts, and Material

1. **Parts and Material**

   Barnes Electric, Inc. does not warrant, either expressly or implied any parts or material. The owner's sole remedy is the warranty of the manufacturer.

2. **Service, Repair, and Workmanship**

   Barnes Electric, Inc. warrants service and repairs as free from defects in workmanship for ninety (90) days following completion of the work order. For this purpose, the date of the invoice is the first day of the ninety (90) day period and all claims must be made within the ninety day period.

3. **Limit of Liability**

   Limit of liability of Barnes Electric, Inc. and remedy of the owner for defects in workman ship is limited to repair of the goods upon return to Barnes Electric, Inc. In no event is Barnes Electric, Inc. liable for incidental or consequential damages due to defective service, repair, workmanship, parts, or material.

Thus warranty and Barnes Electric, Inc., obligation hereunder is in lieu of all warrantics, expressed or implied, including without limitation the implied warranties of merchantability and fitness for a particular purpose, and all other obligations of liabilities, including liabilities for incidental and consequential damage.

EMERGENCY PHONE NUMBERS (24 HRS.)
OFFICE: 866-780-5800 or 410-943-3211
***After Hours Emergency Answering Service is provided.**

A.C. Schultes
INFLUENT TO EFFLUENT
OVER 90 YEARS
EST. 1921

A.C. Schultes of Delaware, Inc.
P.O. Box 188 * 16289 Sussex Highway
Bridgeville, DE 19933
24 Hour Service
(302) 337-8254
Fax (302) 337-8234

June 14, 2013

Mr. Dustan Russum
Town of Milton
Town Hall
115 Federal Street
Milton, DE 19968

RE: MAINTENANCE INSPECTIONS – WELLS #2, #4 & #7
ACSD QUOTE BD#3174

Dear Dustan:

Per our recent meeting, A.C. SCHULTES OF DELAWARE, INC. is pleased to quote you on performing above ground maintenance inspections on Wells #2, #4 and #7 including the following per well:

- Perform a one (1) hour pump test (head vs capacity) to determine condition of pumping unit
- Record amperage load on motor
- Perform a one (1) hour flow test to determine static level and specific capacity of well
- Check operation and accuracy of flow meters
- Check operation of ventilators and heaters
- Check operation of chemical feed pumps (if applicable)
- Provide customer with technical data report with inspection results and recommendations

TOTAL COST TO PERFORM THE ABOVE SUBJECT WORK. $3,200.00

Thank you for allowing our firm the opportunity to submit a proposal on this project. Our payment terms are Net 30 Days. All unpaid invoices beyond 30 days will be assessed a 1.5% finance charge per month. We also accept Visa and MasterCard credit card payments. If payment is made with a credit card, please add 3% to total invoice amount for credit card processing. This proposal may be withdrawn or renegotiated by our firm if not accepted within 30 days. Authorization to proceed can be given by signing the attached authorization form and returning it to my attention at P.O. Box 188, Bridgeville, DE 19933, faxing it to 302-337-8234 or e-mailing it to wgdewey@yahoo.com .

Sincerely,

A.C. SCHULTES OF DELAWARE, INC.

Bill Dewey

Bill Dewey
Technical Sales

BD/bh

TOWN MANAGER'S DRAFT
FY 2014 CAPITAL
BUDGET WORKSHEET

General Fund Net Rev/Exp					63,268.00	
Account Id	**Account Description**	**Anticipate**	**Current R**	**YTD Rev/Expd**	**FY 2014 Proposed**	
ADMINISTRATION DEPARTMENT						
3-01-200-5800	CAPITAL EXPENDITURES	0	0	0		
3-01-200-5808	Cap Exp - Server/Router/Computer	8,280.00	0	7,700.20		
	Cap Exp - Telephone system				9,941.00	
PUBLIC WORKS DEPARTMENT						
Streets						
3-01-250-5800	CAPITAL EXPENDITURE	0	0	0		
3-01-250-5801	Cap Exp - Street Repairs	5,000.00	2,986.00	2,986.00	14,369.00	MSA Paving
3-01-250-5808	Cap Exp - Street Paving	43,000.00	0	40,942.73		
3-01-250-5809	Cap Exp - Street Paving Eng. Design Cost	7,000.00	0	9,300.00		
3-01-250-5810	Cap Exp - Street Paving Eng. Monitoring	2,000.00	0	1,780.00		
3-01-250-6000	GRANT EXPENSES - MSA	0	0	0		
POLICE CAPITAL EXPENDITURE						
	Design & estimate					
	Wall Repair & Basement remodel				5,000.00	
3-01-650-5800	CODE CAPITAL EXPENDITURE	0	0	0		
3-01-650-5801	Cap Exp - Computer	850.00	0	840.00		
	Cap Expense - Edmunds Code Software					
Total General Fund Capital Expense					13,500.00	
Net of Revenue to Capital Expense					42,810.00	
					20,458.00	
Proprietary Fund Net Rev/Exp						
					121,708.00	
	PROPRIETARY FUND					
3-20-450-5800	CAPITAL EXPENDITURES - WATER	0	0	0		
3-20-450-5801	Cap Exp - Referendum Expenses	6,865.12	0	23,593.43		
3-20-450-5807	Cap Exp - Radio Read Meters	0.00	0	22,576.72		
3-20-450-5808	Cap Exp - Edmunds Software	2,316.00	0	2,316.00		
3-20-450-5809	Cap Exp - Pressure Washer	5,500.00	0	4,694.00		
3-20-450-5811	Cap Exp - Truck	25,000.00	0	0		
3-20-450-5812	Cap Exp - Well 5 3G System	10,000.00	0	5,774.51		
3-20-450-5813	Cap Exp - Water System Improvements	16,000.00	0	17,652.30		
3-20-450-5814	Cap Exp - Water Tower Eng Shipbuilders	17,000.00	0	0		
	Laptop upgrade/Mount/air cards				1,500.00	
	Shipbuilders Tower				46,000.00	$29k of $75k est from Impact Fee Savings
	Six Hydrants (repl)				33,000.00	
	One Call Concerts (mapping)				26,500.00	
	Cut off saw				1,260.00	
	Plate tamp				2,000.00	
	Water Conservation kits				6,400.00	
	Icemaker				1,480.00	
	Contingency for Security Fence Project				3,568.00	Addt'l for camera, etc.
	Total Capital Exp				121,708.00	
	Net of Rev to Capital expenditures				-	

Win Abbott

From: John K. Wood [jwood@bakeringram.com]
Sent: Friday, January 25, 2013 11:30 AM
To: 'Win Abbott'
Subject: FW: Water Tower Concrete Repairs

Did you get this?

BAKER, INGRAM & ASSOCIATES
STRUCTURAL ENGINEERS

John K. Wood, P.E.
Principal
ph 410.758.2888 fax 410.758.2869
205 E. Water Street Centreville, Maryland 21617
jwood@bakeringram.com
www.bakeringram.com

NOTICE: This message is a private communication. It, and any files or text attached to it, contain confidential and privileged information, and are for the sole use of the intended recipient(s). If you are not the intended recipient, you may not read, copy, use, or disclose it to others. If you received this message in error, please notify the sender by reply email and destroy all copies of this message and any attachments.

From: John K. Wood [mailto:jwood@bakeringram.com]
Sent: Thursday, January 24, 2013 11:33 AM
To: 'John K. Wood'
Subject: RE: Water Tower Concrete Repairs

Win
Our fee proposal totaled approximately $17,000 for engineering services. I would estimate the project costing $75,000 for construction assuming two month duration. This may be reduced with competive bidding, however is a guesstimate at this point. I would allot for at least $100, 000 as potential cost for total project. Please note this is a guess based on the limited information at this time.
Hope this helps.
Thanks
Jack

BAKER, INGRAM & ASSOCIATES
STRUCTURAL ENGINEERS

John K. Wood, P.E.
Principal
ph 410.758.2888 fax 410.758.2869
205 E. Water Street Centreville, Maryland 21617
jwood@bakeringram.com
www.bakeringram.com

NOTICE: This message is a private communication. It, and any files or text attached to it, contain confidential and privileged information, and are for the sole use of the intended recipient(s). If you are not the intended recipient, you may not read, copy, use, or disclose it to others. If you received this message in error, please notify the sender by reply email and destroy all copies of this message and any attachments.

From: John K. Wood [mailto:jwood@bakeringram.com]
Sent: Friday, January 18, 2013 12:00 PM

Town of Milton
115 Federal St
Milton, DE 19968
www.milton.delaware.gov
Phone: 302-684-4110
Fax: 302-684-8999

June 20, 2013
To: Town Manger and Council
From: Dustan L. Russum
Public Works Director

Water Department

In my binder you will see several things that I am requesting for this upcoming budget year. I will explain what the purpose is for each one. Starting with One Call Concepts Locating Service, this company will locate all of the Town's utilities. This will give the Town a better idea of what's in the ground and to speed up the down time of an event of a water leak. One thing that I like the most about this program is that if we half to make any repairs to a main or a service lateral, we can document on the map they provide us with, so this can identify our areas that need improvements. Also with this will give the Town better records of there water system for years to come.

Another item that I have put in for is a Water Saving Kit. This kit offers the Town's residents some helpful tips and tools for conserving water. In this kit there is four items dye tablets, standard faucet aerator, toilet tummy, and some helpful tips with the Towns logo. The dye tablets you would use in your toilet to see if your flapper isn't working properly. The faucet aerator reduces the amount of water that is used at a sink. The toilet tummy is put in your toilet tank, this reduces the amount of water that your toilet will use when flushing. The last item just gives you some helpful tips about conserving water. By getting this kit, it will help the Town in reaching our goal in conserving water.

Another item on the list is purchasing a new cut-off saw. We currently have a saw that is over five years old and is in fair condition. The problem that we are having with it is that it won't keep running when we need it to. It has left us in some bad situations. We use this saw for cutting up roadways in the event of a water leak. We also use the saw to cut mains to make repairs and service lines, and in these events we don't have time for a saw to not work, cause in most situations our work is done live, that means that we can not shut the water off to make our repairs due to water main values not working or there isn't any. Another tool that is needed to after the repairs are done is a plate tamp. The plate tamp compacts the ground and makes the surface that was dug up, hard again and makes our road patches smooth. The saw and plate tamp will go hand in hand with the next items I'm requesting. Through out the Town's water system there is a need for some value replacement. The values that our in our system that do not work. The purpose of a value is to isolate a section of main so repairs, without shutting down a whole section of town. If you can remember the water leak at Church and Federal, we had to shut down everything from Coulter and Federal and Coulter and Chestnut, all values from there to the end of Federal and Chestnut. This is not good, because there were many homes, businesses, and a school that was shut off. So by putting some new values in place would improve our response time in the event of a water leak, and reduce the amount of customers with out water. Along with values, we need to start doing a change out of the towns hydrants. There are hydrants in this town that are over 30 years old. The life span of a hydrant is 30 years. I feel that if we budget an amount, we can start changing these hydrants out, starting with the oldest first. I have listed the prices for the materials needed to do this in my packet.

The water tower out to Shipbuilders is still in need of repairs. The repairs that are needed to be done are to the base. Part of this was paid with year's money, this covered the engineering cost. The next step is the fix base. In my packet you will see the break down of this project and what is needed to complete this project.

The next item on the list is to explain why I have increased our supplies line and meters, pits and lids. I had to increase these two by 30% due to the EPA setting a new law. The new law requires not installing any part that contains any lead; all parts must be lead free. I have called two supply places that the Town deals with to get prices and I was told that the parts are going to increase by 30 percent. We are currently using up what we have in inventory and replacing it with the lead free parts.

The next two items is setting a maintenance program for the towns wells and generator. By having a program in place it will help use with preventing any failures. Such as a well motor going bad unexpectedly, when we could see signs of failure in a report that would have been given after a maintenance evaluation was done. This goes for the Towns generator also, because in the event of a power outage, we need to make sure that our generator is in its best shape, because this is our life line to keeping our water system running. By doing theses maintenance programs, it will help us in doing the budget for the up coming years; this is a good way to plan ahead for the future.

The next item has to deal with water quality and pressure. We have several areas around town that are dead end mains. I have chosen an area on Waples Place that needs to be connected. The main that is in the ground is a 2 inch line. On this 2 inch line there are two houses feeding off this 2 inch line with a possible third house. This line will not be able to supply all three homes, if they decide to use the water at once. The other benefit is to make it a loop system, now all the water pockets at the end of Waples Place. Another item that needs to be looked at is putting in a new well and treatment plant. The Town has four wells, in its water system, but only three are being used. The well that is not being used is well 5, due to the sulfur smell that the well produces. Well 5 is only used in emergency purposes. It would be nice to have a new well installed in place of well 5, so the Town can have more water on hand when the demands of water are needed. Also this would be our back up in case of the Towns other plant and wells, and it would also provide the Town with water on both sides of the Broadkill.

We are also in need of an ice maker, we used to have one that was kept in the well house that was used to keep our state samples cold, and in witch this is a requirement that the samples remain on ice. Along with being used for keeping the samples cold, it would also be used for keeping the water cold in our water cooler.

You will notice in this upcoming year's budget, I have reduced our uniforms by 50%. Due to the fact that our contract will be up come the first of the year. We will then just buy clothing out right and have the Towns name placed on the clothing. Each year the employees will get two pair of pants, shorts and sweat shirts. The shirts they will get five long and five shorts sleeve. Now if for some reasons they get clothing that gets ripped or stained to badly from the chemicals, the clothing will be replaced. I feel that this will be a cheaper alterative than having a contract with a uniform company.

Value and Hydrant Replacement

Price as follows:

4 inch value replacement: $1,600
6 inch value replacement: $ 1,900
Fire Hydrant replacement: $3,000

These prices are just for parts only.

Hot Mix Patch Repair Est.:

$ 1,500 - $ 2,500 for a 6x6 patch

QUOTATION

BELAIR ROAD SUPPLY

BELAIR ROAD SUPPLY
6 HICKORY STREET
PO BOX 379
FRANKFORD, DE 19945

SOLD TO
TOWN OF MILTON
115 FEDERAL STREET

MILTON, DE 19968

SHIP TO
TOWN OF MILTON
115 FEDERAL STREET

MILTON, DE 19968
(302) 684-1755

ACCOUNT #	QUOTE #	TERMS	DATE ENTERED	SLSMN	EXPIRATION DATE
91531	6.14 DUSTAN	NET 30 DAYS	06/14/13	TD	07/14/13

ORDERED		U/M	DESCRIPTION	PRICE	AMOUNT
1		EA	6" MJ MEGA LUG PACK DI MJMLP06	38.940	38.94*
1		EA	8" MJ MEGA LUG PACK DI MJMLP08	52.250	52.25*
1		EA	4'-6" FIRE HYDRANT B-62-B NST OL FHB62BNST46OL	2464.190	2464.19*

QUOTE

June 14, 2013 11:39:27 JEFFREY TINGLE

MERCHANDISE	6078.24
OTHER	0.00
TAX	0.00
FREIGHT	0.00
TOTAL	6078.24

SHIP VIA

****
* QUOTE *
****

PAGE 2 OF 2

SPECIAL ORDER GOODS NOT RETURNABLE.
FUEL SURCHARGES/FREIGHT CHARGES MAY BE APPLICABLE.

Belair Road Supply Co., Inc. does not assume responsibility for quantities or descriptions. Items quoted and quantities are our interpretation of materials needed and should be compared and checked by purchaser against the plans and specifications.

CUSTOMER COPY

QUOTATION

BELAIR ROAD SUPPLY

BELAIR ROAD SUPPLY
6 HICKORY STREET
PO BOX 379
FRANKFORD, DE 19945

8189

SOLD TO
TOWN OF MILTON
115 FEDERAL STREET

MILTON, DE 19968

SHIP TO
TOWN OF MILTON
115 FEDERAL STREET

MILTON, DE 19968
(302) 684-1755

ACCOUNT #	QUOTE #	TERMS	DATE ENTERED	SLSMN	EXPIRATION DATE
91531	6.14 DUSTAN	NET 30 DAYS	06/14/13	TD	07/14/13

ORDERED		U/M	DESCRIPTION	PRICE	AMOUNT
			**** QUOTE ****		
20		LF	4" X 20FT DR-18 PP1804	2.520	50.40*
20		LF	6" X 20FT DR-18 PP1806	4.990	99.80*
20		LF	8" X 20FT DR-18 PP1808	8.620	172.40*
1		EA	4" RSOL GATE VALVE 21342	530.890	530.89*
1		EA	6" RSOL GATE VALVE 21343	669.920	669.92*
1		EA	8" RSOL GATE VALVE 21344	1116.290	1116.29*
1		EA	VALVE BOX 562-SCREW 562	60.000	60.00*
1		EA	4" 2-BOLT EXT COUPLING MACRO4	189.140	189.14*
1		EA	6" 2-BOLT EXT COUPLING MACRO6	223.870	223.87*
1		EA	8" 2-BOLT EXT COUPLING MACRO8	244.450	244.45*
1		EA	4" MJ PVC MEGA LUG PACK C-900 MJMLPVC04	34.050	34.05*
1		EA	6" MJ PVC MEGA LUG PACK C-900 MJMLPVC06	41.620	41.62*
1		EA	8" MJ PVC MEGA LUG PACK C-900 MJMLPVC08	58.300	58.30*
1		EA	4" MJ MEGA LUG PACK DI MJMLP04	31.730	31.73*

QUOTE

June 14, 2013 11:39:27 JEFFREY TINGLE

****
* QUOTE *
****

SHIP VIA

PAGE 1 OF 2

MERCHANDISE	
OTHER	
TAX	
FREIGHT	
TOTAL	

SPECIAL ORDER GOODS NOT RETURNABLE.
FUEL SURCHARGES/FREIGHT CHARGES MAY BE APPLICABLE.

Belair Road Supply Co., Inc. does not assume responsibility for quantities or descriptions. Items quoted and quantities are our interpretation of materials needed and should be compared and checked by purchaser against the plans and specifications.

CUSTOMER COPY

ONE CALL CONCEPTS
LOCATING SERVICES

Proposal for

The Town of **Milton, Delaware**

LOCATING AND MAPPING OF WATER SYSTEM

I. SUMMARY 3

II. INTRODUCTION 3

III. STATEMENT OF NEED 4

IV. GOALS AND OBJECTIVES 5

V. SCOPE OF WORK 5

VI. PROCEDURES 5

VII. TIMETABLE 8

VIII. QUOTE 8

IX. KEY PERSONNEL 8

X. NEXT STEPS 8

I. Summary

One Call Concepts Locating Services, Inc. (OCCLS) proposes an economical and comprehensive method to map the town of Milton's, underground water system and other utility data related to the water system such as pipe dimensions and composition.

OCCLS provides data and utility mapping services that focus on the precise collection and creation of geospatial data related to underground utilities and infrastructure facilities through the use of advanced locating and GPS data gathering techniques.

We will provide the town with cost effective data necessary to create water system maps in a timely manner.

II. Introduction

OCCLS has a dedicated and experienced workforce with extensive underground locating and utility infrastructure knowledge and expertise. Our approach and methods have been continuously improved through consistent feedback from our well-trained and experienced field teams. Our locating techniques are specifically designed to provide a safe environment and uninterrupted utility service during data capture.

All data is stored in a Geographic Information System which provides the necessary foundation for the rapid integration of this data with existing client systems.

Maintaining permanent electronic utility data provides easy access to your information into the future. Once the information is in the system and the permanent record established, you will always know where that line is located, regardless of any reconstruction of the area. Our objective is to capture precise utility data and associated attributes that are compatible with and easily integrated into your information systems and business processes. OCCLS can support future enhancements including system recommendations, reporting improvements, and project specific requirements.

OCCLS' customized solutions are geared towards preventing service disruptions, reducing damages to your facilities, improving planning and development, eliminating costly repairs, and facilitating informed business decisions through the use and access to accurate and reliable information.

We have a strong experience base in the damage prevention arena. Our affiliated company, One Call Concepts, has been intimately involved in the damage prevention process in Maryland and Delaware for over 30 years. Our company - One Call Concepts Locating Services, Inc. - has provided locating services to many utility owners in the area since 1991.

Our core competencies include:

- Utility Locating Services

- Integration of geospatial technologies with professional engineering, science, surveying, business intelligence and mapping functions in support of property and facilities management
- Mapping services associated with the planning, development and management of real property e.g. Cadastral, topographic, above and below ground utilities, natural resources
- Field Data collection using advanced GPS and utility locating technologies; Creation of vector data through feature extraction
- Integration of existing database systems with Geographic Information Systems
- Conversion and integration of existing data
- Data transformation services such as converting to and from CAD, GIS and other formats
- Development and maintenance of metadata
- Training of personnel
- Database design and development
- Web application development

III. Statement of Need

The Town of Milton has expressed interest and need of an accurate map of the town water system. The Water Facility Planning Study Report completed by Pennoni Associates Inc. in July 2012 recommended the creation of an accurate water system map in digital format.

Capturing existing knowledge concerning the town's water system piping dimensions and material will ensure this data is retained and available after the people that hold that knowledge retire and take their knowledge with them.

System modeling and financial asset information can be completed once an accurate map of the water system has been delivered. Milton has expended a significant amount of effort to ensure that your citizens enjoy the best utility service possible. It is our intent to provide the town with the data it requires to continue providing quality services to the residents and businesses within the town as economically as possible.

IV. Goals and Objectives

We will accurately locate and document the Town of Milton's water system information as well as other data associated with the system components. This data will be processed for integration into mapping solutions that help to ensure the safety, security and continuity of vital utility infrastructure.

The main objective is to create a measurable map of the water system for use by town personnel. This map will be delivered electronically as both PDF and KML (for use in Google Earth) files. Additionally, data will be provided to the town for integration into a Geographical Information System (GIS); should the town choose to do so in the future.

Utility layers and attributes will be formatted for ArcGIS as requested by Pennoni Associates and delivered as SHP files. Water system layers will include: hydrants, valves, meters, laterals and coordinates.

OCCLS will achieve the stated objectives through precision utility locating, GPS data collection and verification, and the direct application of our established utility data collection and mapping standards.

V. Scope of Work

OCCLS will document the existence of the town's water system in a digital format for use by town departments.

The map will include attribute data required by the town. The attributes will be determined by the town, and added whenever the attribute data is available.

Above all, it is our intent to deliver a solution that serves the needs of the town now and in the future.

VI. Procedures

Utility Locating and Designation

Field Technicians will mark existing lines in preparation for GPS location and attribute data. OCCLS proposes a joint effort with town personnel in the marking and locating of existing water system components. Combined labor will reduce costs associated with the creation of the map.

There are four basic steps necessary to accurately locate underground utility features.

1. Establish the boundaries of the project area.

This project will include the entire water system maintained by the town. It is understood that water lines may extend beyond the town Limits. Given the approximate 12 miles of roadway within the town, OCCLS expects a similar measurement of underground water lines.

2. Determine the facilities to be marked.

OCCLS, working with the town personnel, will make every effort to locate all utility features within the project area regardless of the availability of existing utility records.

3. Locate the utilities.

OCCLS will make a direct connection to each utility whenever possible. We will "trace" a current-driven frequency along the utility line until it reaches the next grounding point where it will leave the line and travel "out of phase" back to the independent ground and the transmitter. The better the quality of this circuit, the more accurate the locate. A good ground on both ends of the circuit will provide the best locating accuracy. A poor circuit does not mean that the line cannot be traced; only that greater care must be taken to ensure the accuracy.

OCCLS will then make a 360 degree sweep of the connection area, looking and listening for the strongest signal. Once the strongest signal has been found and verified with another frequency, the path of the underground conductor will be traced.

If the signal is less than satisfactory OCCLS will try an alternate method to accurately locate the line. Alternate connections and equipment will be used until OCCLS is confident that the location of the utility is accurate.

While tracing the line, OCCLS will move away from the signal and sweep for any other signals to verify that the signal has not "bled off" onto another conductor. Once OCCLS has reached the next grounding point, we will verify our markings on the return trip to the transmitter with a different frequency.

4. Document the location of the utilities.

OCCLS will ensure that required field records are available to the data collection crew to ensure the proper communication and explanation of all utility feature locations.

Data Collection and Processing

Mission planning will be conducted to determine which data capture techniques and processing methods best suits the project. There are a number of methods for capturing and processing GPS data including: autonomous, real-time correction, and post-processing. Each of these methods will produce different accuracies. It is important to be aware of what method will be used and make sure that it is properly documented in the GPS metadata. It is our goal to always produce the most accurate product possible.

OCCLS will use advanced positioning equipment to collect all coordinates. In built-up areas or in terrain where standard GPS data collection is not possible due to manmade or natural obstructions, OCCLS will use alternate methods such as offset measurements using a laser range finder. These techniques will allow OCCLS to collect points in congested urban areas as well as work in less than ideal weather conditions.

GPS receivers are tested on a regular basis to ensure receivers are in proper working order. A zero baseline test will provide a degree of equipment reliability. OCCLS will collect data on a known point on the earth's surface (such as a horizontal control station), post-process the data and compare it to the known point to determine a receiver's working condition. OCCLS will share horizontal control data with the town and whenever possible use a common horizontal control network to ensure product compatibility with existing data and drawings.

Prior to the collection of any GPS data, OCCLS will establish a reference frame to be used for post-processing and to verify the accuracy of the data. A Geodetic Reference Framework will be established using the National Spatial Reference System (NSRS). When available a High Accuracy Reference Network (HARN) will be used.

The following criteria will be used when considering the establishment of a control grid:

- Accuracy Level and the availability of Geodetic Control Points / Reference Stations.

- Minimization of post-processing required and data transformation precision.

- Preferred Reference Frames are listed in order of Preference

  NAD 83, State Plane, HARN
  NAD 83, State Plane
  NAD 83, UTM

- All GPS coordinates will be collected and stored using a Planar Coordinate System. North American Datum 83, State Plane HARN will be used whenever possible.

- GPS data will be collected in one of three geometries (point, line or polygon). Each geometric shape requires a specific collection method. A point feature must satisfy each of the minimum acceptable standards for accuracy before it will be used in a final product.

- Line and polygon features will be collected at not more than five-second intervals. An area will be collected by closing the feature prior to returning to the first point acquired. This will reduce "bow ties" commonly found in area data and reduce the need for manual data processing.

- Data collectors will maintain a detailed log of all work attempted or completed. The log will include a record of any difficulties, observations, recommendations etc. for each job. Start and stop times for the collection of each feature class will be recorded to facilitate the rapid resolution of any data identification issues.

VII. Timetable

The expected timetable for this project is 90 calendar days, dependent upon weather and town personnel availability.

VIII. Quote

Based on the expected quantity of underground water lines our quote for this project is **$26,561.38.**

IX. Key Personnel

Our staff for this project will, at a minimum, include a project manager, a Geographic Information Systems Consultant, a GPS specialist, and a facility location specialist.

X. Next Steps

If you have any questions, please call Jason Wedding at 443-783-0080.

We are looking forward to working with you,

Jason Wedding
Operations Manager
One Call Concepts Locating Services, Inc.

NEW! TS 480i - Available 2013

Water Attachment Included

72.2 cc, 5.2 bhp, 22.0 lbs.

Electronically Controlled, Fuel Injected Engine Electronic Water Control Lightweight, Compact, Well Balanced X2 Long Term Filtration System	12"	TS480	$1,179.95

TS 500i

Water Attachment Included

72.2 cc, 5.1 bhp, 22.5 lbs.

Electronically Controlled, Fuel Injected Engine Electronic Water Control Lightweight, Compact, Well Balanced X2 Long Term Filtration System	14"	TS500	$1,259.95

TS 700

Water Attachment Included



98.5 cc, 6.7 bhp, 25.6 lbs.

Assembled X2 Long Term Filtration System Semi-Automatic Belt Tensioner	14"	TS700	$1,359.95

TS 800

Water Attachment Included



98.5 cc, 6.7 bhp, 28.7 lbs.

Assembled X2 Long Term Filtration System Semi-Automatic Belt Tensioner	16"	TS800	$1,459.95

WARNING! Improper use of any power tool may cause serious or fatal injury. Read, understand and follow carefully the operating and safety instruction in your instruction manual before using these products.
WARNING! Do not use carbide tipped, wood cutting or circular saw blades. They can cause severe personal injury from reactive forces, blade contact or thrown tips. DO NOT CUT WOOD OF ANY TYPE

The Tools and Equipment You Need to Get the Job Done right!

Shopping Cart
0 item(s) - $0.00
login or create an account.

wylaco supply company

800-876-2325

Want deals? Enter your email for our newsletter: Go

Home Wish List (0) My Account Shopping Cart Checkout

Electricians Tools HVAC Tools Iron-Workers Tools Linemans Tools Plumbers Tools Safety Gear Surveyor Tools

CATEGORIES

Abrasives/Bits/Blades
Air Tools
Combo Tool Kits
Concrete Tools
Electricians Tools
Garage & Shop
Generators
Hand Tools
Hose Reels
HVAC Tools
Iron-Workers Tools
Knives
Lasers
Lawn & Garden
Linemans Tools
Material Handling
Plumbers Tools
Power Tools
Pumps
Recovery Gear
Safety Gear
Surveyor Tools
Temporary Power
Tool Storage
Utility Locating Tools
Vises
Welding Tools
Worklights
Bargain Basement

Home » Wacker WP1550AW Asphalt Plate Water Tank Compactor Honda 5

Wacker WP1550AW Asphalt Plate Water Tank Compactor Honda 5

Wacker WP1550AW Asphalt Plate Water Tank Compactor Honda 5

Manufacture: Wacker
Model: WP1550AW
Availability: In Stock

Price: ~~$2,516.12~~ **$2,009.00**

Qty. 1 Add to Cart Add to Wish List
Add to Compare

0 reviews | Write a review

Share

Description **Reviews (0)**

Please contact us for a freight quote

The asphalt version of the WP1550, includes a water tank to prevent asphalt from sticking to your plate, also can be used for better dust control.

Premium asphalt plates feature a durable baseplate for various applications. These premium vibratory asphalt plates feature a tough, wear resistant, ductile iron baseplate offering high strength and shock resistance. This computer designed baseplate has a tapered bottom and edges for high speed and excellent maneuverability. Designed for the compaction of granular and mixed materials with some cohesive content in confined areas such as parking lots, highway and bridge constructin, next to structures, curbs, and abutments

- Lightweight, high strength aluminum components including the engine console and beltguard have been combined for reduced weight and easy machine handling.
- Straight, center-mounted guide handle offers superior maneuverability and can be lowered within inches of the surface to operate plate under obstacles and form work.
- High inertia clutch with adjustable shims ensures smoother operation, longer belt life, and simplified belt adjustment.
- Many lifting points and front lift cage offer easier loading and unloading for operator convenience.
- Large capacity polyethylene water tank is located within the front lift cage for protection and is semitransparent for easy check of the water level.
- Large water filter located inside of water tank prevents clogging during operation and can be easily removed for cleaning and draining.
- Angled holes on spray bar allow complete water coverage for no asphalt pick-up on plate bottom.

Description

- Operating weight 194 lb
- Shipping weight (including packaging) 209 lb
- Size of base plate (L x W) 23 x 19.5 in
- Machine height 20 in
- Shipping size 33 x 21.5 x 27 in
- Max. centrifugal force 3,375 lbf
- Max. forward travel (according to soil and surroundings) Stage 1 113.7 ft/min
- Compacted area (depending on soil) 10233 ft2/h
- Max. gradeability (depending on soil) 30 %
- Engine Type air-cooled, 4 cycle single cylinder, gasoline engine Honda
- Manufacturer Honda
- Model GX 160
- Displacement 9.9 in3
- Max. Rated Power (SAE J1349) 4.8 hp
- at 3,600 1/min 3,600 rpm

Dustan L. Russum

From: Caleb Spaulding [cspaulding@projectenergysavers.com]
Sent: Monday, June 17, 2013 12:02 PM
To: drussum@ci.milton.de.us
Subject: Water Saving Kit Quotes

Attachments: Dye tablets for water kit_jpg.html; Standard Faucet Aerator_jpg.html; Toilet tummy for water kit_jpg.html; Water Saving Kit Insert print_pdf.html

Dye tablets for water kit_jpg.... | Standard Faucet Aerator_jpg.ht... | Toilet tummy for water kit_jpg... | Water Saving Kit Insert print_...

Dustin,

As you requested, I've included price breakdowns for a couple different quantities of the Water Saving Kits, below. I've also included pdfs of the insert sheet and of each product in the kit. Please let me know if you have any further questions. I look forward to speaking soon.

Best,
Caleb

100 Kits
Unit Price: $5.00
Item Total: $500
S/H: $33.04
Total: $533.04

500 Kits
Unit Price: $4.35
Item Total: $2,175
S/H: $137.24
Total: $2,312.24

1,000 Kits
Unit Price: $4.00
Item Total: $4,000
S/H: $267.49
Total: $4,267.49

1,500 Kits
Unit Price: $4.00
Item Total: $6,000
S/H: $397.74
Total: $6,397.74

--
Caleb Spaulding
Project Energy Savers
(718) 596-1110

Water Saving Tips

- Rather than rinsing with water, clear dishes with a Dish Squeegee or other utensil before placing them into the dishwasher.
- Install low-flow showerheads.
- Time your showers to last between 4-5 minutes.
- Use a hose nozzle or turn off the water while you wash your car.
- To minimize evaporation, water your lawn and garden in the morning or evening when temperatures are cooler.
- Monitor your water bill for unusually high use. Your bill and water meter are tools which can help you discover leaks.
- Run your clothes washer and dishwasher only when they are full. You can save up to 1,000 gallons of water per month.
- Install low-flow faucet aerators.
- Adjust your lawn mower to a higher setting. A taller lawn shades roots and holds soil moisture better than if it was closely clipped.
- Locate your master water shut-off valve. This could save you water and prevent damage to your home.
- Turn off the water while brushing your teeth and save 25 gallons of water per month.
- Turn off the water while you shave and save up to 300 gallons of water per month.

Water Conservation Kit

kit provided by:

Your **LOGO** here

Installation Instructions

FREE SHIP TO STORE† OR HOME*. NOW AVAILABLE ON OVER 300,000 ITEMS.

Your Store: Rehoboth Beach #1604 (Change)

Norpole 90 lb. Commercial Ice Maker in Stainless Steel

Model # EWCIM90S Internet # 202558369

$1,479.00 /EA-Each

This item cannot be shipped to the following state(s).
AK,GU,HI,PR,VI

Free shipping is not available for this item

Buy Online, Ship to Store

PRODUCT DESCRIPTION

The Norpole 90 lbs. Commercial Ice Machine combines high quality electrical components, a superior grade compressor and durable stainless steel construction to produce the cleanest lasting ice. This unit is designed for either free-standing or built-in use and with its high capacity ice production, it is a perfect addition to any wet bar or business. The Norpole 90 lbs. Commercial Ice Machine has an extra large storage capacity of 35 lbs. and uses advanced Water-Spray Technology combined with an Air-Cooled condenser to produce up to 83 lbs of crystal clear ice daily. An internal microcomputer automatically regulates ice production and features overfill protection and error detection to ensure efficient operation and long lasting performance.

- Makes up to 90 lb. of ice cubes every 24 hours for a steady supply of ice
- Large-capacity bin stores up to 35 lb. of fresh, clear ice
- Full-bin stop ensures ice production stops when the bin is full, preventing overflow
- Makes crystal-clear ice with adjustable thickness
- Control panel features a control lockout to prevent unsupervised use
- Built-in or freestanding design for a variety of installation options
- 4 adjustable leveling legs keep the icemaker level when placed on an uneven floor
- Simple lift, Slide-in system provides easy access
- Stainless Steel finish adds a stylish look to your kitchen or bar
- Ice Scooper included for added convenience
- This Item does not qualify for the Major Appliance Delivery and Haul Away or Installation Services
- MFG Model # : EWCIM90S
- MFG Part # : EWCIM90S

SPECIFICATIONS

ADA Compliant	No	Assembled Depth (in.)	21.97 in
Assembled Height (in.)	32.68 in	Assembled Width (in.)	21.1 in
Certifications and Listings	1-UL Listed,NSF Listed	Color Family	Metallics
Color/Finish	Stainless Steel	Control Type	Electronic
Cut-Out Front to Back Depth (in.)	1.13 in	Cut-Out Height (in.)	1.38 in
Cut-Out Left to Right Width (in.)	1.13 in	Door Swing	Lift Up
Drain Required	Yes	Exterior Material	Stainless Steel
Ice Maker Features	Automatic Ice Level Control/Shutoff,Hidden Controls	Ice Maker Type	Free Standing
Ice Production per Day (lb.)	90	Ice Storage Capacity (lb.)	35

CAPITAL IMPROVEMENTS

CONSIDERED, BUT NOT PROPOSED BY TOWN MANAGER

06/24/2013 9:30
13-086 WAPLES STREET WATER 6-24-2013
***

BID TOTALS

Additem	Description	Quantity	Units	Unit Price	Bid Total
90	TRAFFIC CONTROL	1.000	LS		
100	6" C900 MAIN	280.000	LF		
200	6" GATE VALVE & BOX	2.000	EA		
300	CONNECT TO EXIST 4" WATER	2.000	EA		
350	TEMPORARY BLOWOFFS	2.000	EA		
400	ABANDON EXIST 2" WATER	1.000	LS		
500	HOT MIX PATCHING	1.000	LS		
600	SEED & MULCH	1.000	LS		
700	TEST PIT	1.000	LS		

Bid Total ==========> $37,914.00

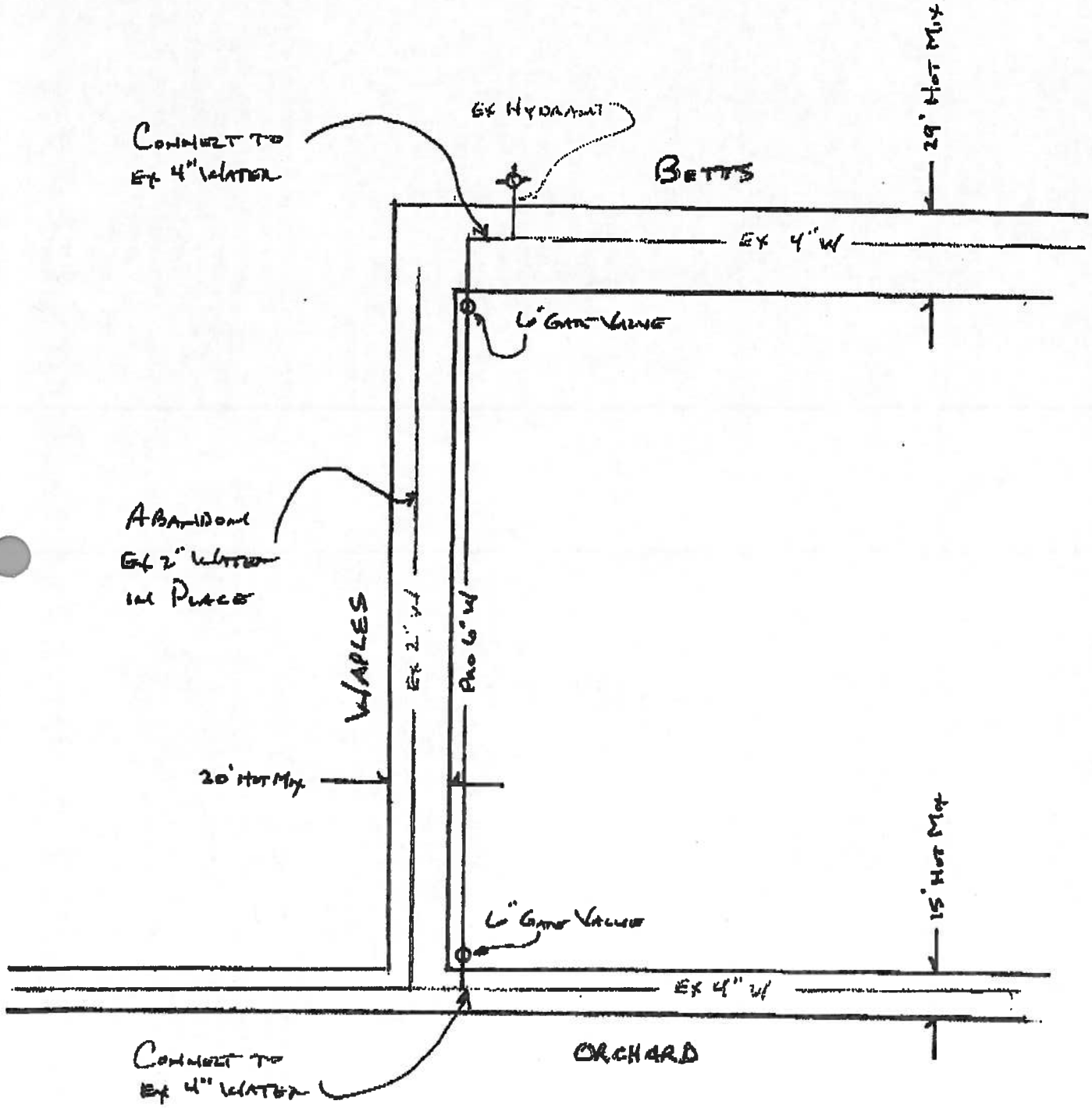
Connect to
Ex 4" Water
Ex Hydrant
Betts
29' Hot Mix
Ex 4" W
6" Gate Valve
Abandon
Ex 2" Water
in Place
Waples
Ex 2" W
Pro 6" W
20' Hot Mix
15' Hot Mix
6" Gate Valve
Ex 4" W
Connect to
Ex 4" Water
Orchard

Scale 1" = 50'

ENGINEERING ESTIMATE OF PROBABLE CONSTRUCTION COST
TOWN OF MILTON WELL #5 REPLACEMENT
SCOPE: DRILL A NEW PRODUCTION WELL TO APPROX. 500 FEET DEEP

ITEM	DESCRIPTION	UNITS	QUANTITY	INSTALLED UNIT PRICE
1	Planning and Research	L.S.	1	$5,000
2	Permitting	L.S.	1	$1,500
3	Test Drilling	L.S.	1	$50,000
4	Production Well Drilling	L.S.	1	$250,000
5	Well Sampling and Testing	L.S.	1	$10,000
6	Well Pump and Well Head	L.S.	1	$75,000
7	Concrete Meter Pit	L.S.	1	$20,000
8	Meter, Valves and Piping	L.S.	1	$25,000
9	Piping Connection to System	L.S.	1	$50,000
10	Well House	L.S.	1	$75,000
11	Site Work and Foundation	L.S.	1	$25,000
12	Disinfection, Fluoride, pH systems	L.S.	1	$40,000
11	Electrical and Controls	L.S.	1	$30,000
12	Restoration	L.S.	1	$7,500
				Subtotal
	Bonds & Insurance			5.0%
	Mobilization / Demobilization			5.0%
				Subtotal
				TOTAL
				SAY

Total with Contingency of: 10%
Total with Contingency of: 20%

TOTAL
$5,000
$1,500
$50,000
$250,000
$10,000
$75,000
$20,000
$25,000
$50,000
$75,000
$25,000
$40,000
$30,000
$7,500
$664,000
$33,200
$33,200
$66,400
$730,400
$730,000
$803,000
$876,000

Delaware Water Pollution Control Revolving Fund
&
Safe Drinking Water State Revolving Fund

Sussex County Workshop

July 31, 2013

DNREC
OFFICE OF THE SECRETARY
FINANCIAL ASSISTANCE BRANCH

DHSS
DIVISION OF PUBLIC HEALTH

Delaware Water Pollution Control Revolving Fund
Safe Drinking Water Revolving Fund
Sussex County Workshop

- Welcome
- Introductions

DNREC:

- Terry Deputy, FAB Administrator
- Greg Pope, Engineer VI
- Frank Paquette, Fiscal Management Analyst
- Kathy Weldon, Fiscal Analyst
- Davison Mwale, Engineer IV
- Dave Heatwole, Engineer III
- Reza Moqtaderi, Engineer III
- James Sullivan, Planner
- Jessica Velazquez, Administrative Specialist

DHSS:

- Paul Hyland, Fiscal Management Analyst
- Heather Warren, Management Analyst III
- Don Henry, Fiscal Management Analyst
- Doug Lodge, Engineer IV

Delaware Water Pollution Control Revolving Fund
Safe Drinking Water Revolving Fund
Sussex County Workshop

- Workshop Purpose
  - To provide municipal government representatives, private wastewater and drinking water utilities, consultant engineers, and other interested individuals with a detailed overview of the Delaware Water Pollution Control Revolving Fund, and Safe Drinking Water Revolving Fund, more commonly known as the CWSRF and DWSRF Programs
  - To ensure that potential loan applicants understand project assistance eligibilities, program process, and the timing for submitting project assistance requests
  - To be a resource for applicants seeking financial assistance for wastewater, drinking water, stormwater and other water infrastructure improvement projects
- DNREC and DHSS Collaboration
  - The CWSRF and DWSRF programs are jointly administered by DNREC and DHSS to provide a more efficient loan application and project implementation process
  - Twice per year (January and August) project Notices-of-Intent (NOIs) will be jointly solicited for wastewater and drinking water projects
  - Wastewater and Drinking Water NOIs will be ranked and scored separately to prepare CWSRF and DWSRF Project Priority Lists (PPLs)

Delaware Water Pollution Control Revolving Fund
Safe Drinking Water Revolving Fund
Sussex County Workshop

- DNREC and DHSS Collaboration (continued)
  - Projects will be selected from the PPLs for funding assistance from based on "readiness to proceed" (project planning and design completed in 6 months or less)
  - DHSS will continue to administer the DWSRF program, and project management; DNREC will be responsible for Accounting, and Financial Management
  - Borrowers <u>will not</u> be required to obtain interim (bank or other sources) financing for wastewater or drinking water projects
  - Water Infrastructure Advisory Council will review PPLs, IUPs, and recommend projects for CWSRF and DWSRF funding assistance

Delaware Water Pollution Control Revolving Fund
Safe Drinking Water Revolving Fund
Sussex County Workshop

- Clean Water and Drinking Water SRFs
  - 1990 and 1997, respectively, the CWSRF and DWSRF programs were created; federal capitalization grants seed the programs along with separate required twenty percent state matching funds
  - Since their inceptions, 20 federal capitalization grants and state matching funds have been awarded (20 CWSRF, 15 DWSRF). The programs have closed 159 loans for infrastructure projects for approximately $450 million; 1,230 CWSRF-NPS loans for approximately $14 million; and assistance to water utilities through DWSRF Operator Certification Program; Capacity Development and Source Water Protection Programs, and Technical Assistance Programs
- Program Updates
  - CWSRF Interest Rate Policy: 90.0% of MBY and CBY (July Avg. 3.95 & 3.67)
  - DWSRF Interim Interest Rate Policy: 62.5% of MBY and CBY (July Avg. 2.74 & 2.55)
  - Private Wastewater Utilities CWSRF Eligibility – Delaware National Estuary Watersheds
  - Source Water Protection Loans for Drinking Water Supplies
  - Green Project Reserve
  - Land Conservation Loan Sponsorship Program

July 31, 2013 5

Delaware Water Pollution Control Revolving Fund
Safe Drinking Water Revolving Fund
Sussex County Workshop

- Estimated Available Funds

CWSRF	DWSRF		
$6,520,000	$ 8,421,000		Delaware's FY 2013 Federal Capitalization Grant
$1,304,000	$ 1,684,200		Required 20% State Match
$7,824,000	$10,105,200		
$	$ 168,420	2%	Technical Assistance & Operator Training
$ 260,800	$ 336,840	4%	Program Administration
$	$ 842,100	10%	Public Water Supply Supervision
$	$ 1,263,150	15%	Source Water Protection & Capacity Development
$7,563,200	$ 7,494,690		Project Loans

July 31, 2013 6

Delaware Water Pollution Control Revolving Fund
Safe Drinking Water Revolving Fund
Sussex County Workshop

- Federal Requirements To Be Met

CWSRF	DWSRF	
$ -0-	$ 1,263,150	15% For Small Drinking Water Systems
$ 307,120	$ 2,526,300	30% Principal Loan Forgiveness (min – CWSRF)
$ 652,000	$ -0-	10% Green Project Reserve

In FY 2013, on a cash flow basis the CWSRF and DWSRF programs may have approximately $14.0 million and $15.0 million, respectively to commit for new loans

July 31, 2013 7

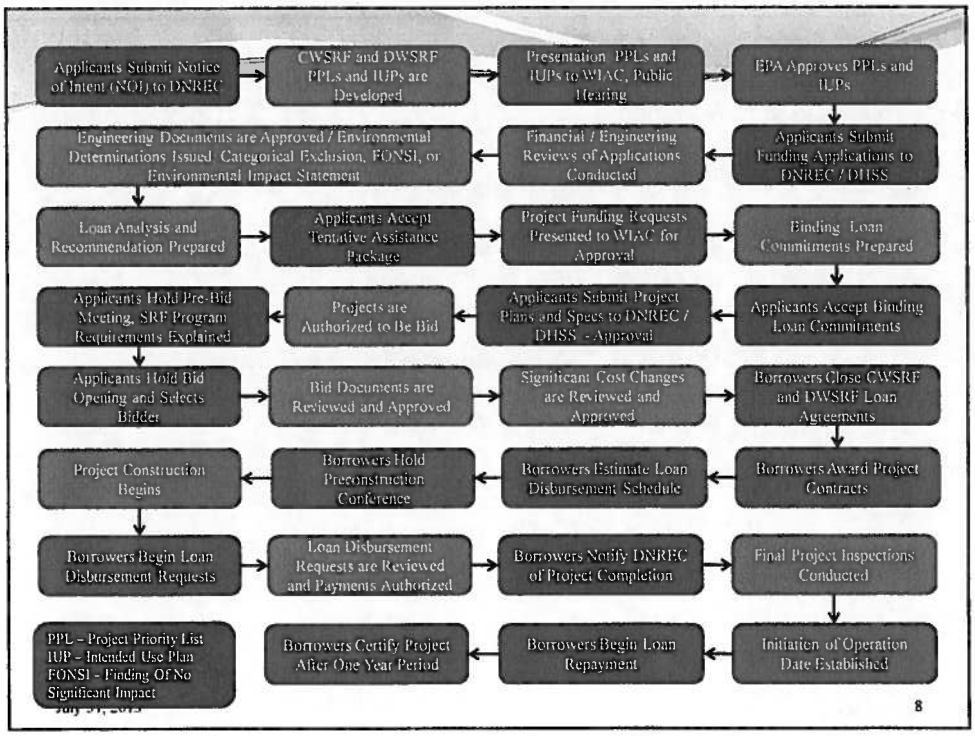

8

Project Priority List (PPL) Process

- Each Fiscal Year the CWSRF and DWSRF programs are required to submit PPLs to EPA
- The process consists of:
  - Solicitation of projects
  - Ranking of projects
  - Public Hearing and Approval of List by WIAC
  - Approval by EPA
- Only ranked projects will be eligible to apply for CWSRF and DWSRF funding

July 31, 2013 9

Notice of Intent – Project Solicitation

- Each January and August, municipalities are requested to submit NOIs for each project
- Projects intended to begin in the next 6 years are requested to provide visibility to future funding needs
- NOIs request information regarding statistical, environmental, public health, and financial information for each project
- NOIs are in an electronic version (Excel) for more accurate ranking

July 31, 2013 10

Project Priority List Ranking Criteria

- The criteria are defined by the Standard Operating Procedures for PPLs established by DNREC and DHSS
- Projects are ranked by year of inception and then by number of priority points
- Generally, the highest ranking project should deliver the greatest environmental and public health benefit to the State

CWSRF Project Priority List Ranking Criteria

I. Water Quality Protection	45 points (10 bonus)	
II. Targeted Waterbodies	20 points	
III. Clean Water Priorities	20 points (10 bonus)	
IV. State Strategies	10 points	
V. Green Project Reserve	10 points	
VI. Sustainability	15 points	
VII. Land Conservation	0 points (10 bonus)	
Total	120 pts	30 bonus

CWSRF Project Priority List Ranking Criteria

Water Quality Protection

Total pounds of nitrogen plus the total pounds of phosphorus that will be removed from the discharge as result of the project times constant - max 45 points

Ex: $\frac{(11{,}400\ \#N + 1{,}600\ \#P)/yr}{365 d/yr} \times 0.30\ d/\# = 10.7$ pts

Bonus pts for ENR: additional point for each 10% of allowable pollution load eliminated by project (up to 10 pts)

Non-point source projects: receive points based on the efficiencies of the BMP's. Percent efficiency of the project's BMP times 45.

CWSRF Project Priority List Ranking Criteria

Targeted Waterbodies - if the project:

- implements TMDL/PCS 20 points
- addresses TMDL 15 points
- addresses anticipated TMDL 10 points
- addresses watershed mgmt plan 5 points
- addresses none of the above 0 points

Or

- NPS project addresses a watershed mgmt pln 10 points

CWSRF Project Priority List Ranking Criteria

Clean Water Priorities

– Septic System Elimination Projects	15 points
– WW Treatment Facilities and CSO's	20 points
– Other Wastewater Projects	10 points
–Bonus points: I&I correction	5 points
– Surface Water Mgt Projects	15 points
– Bonus points: SWM under MS4 permit	5 points
– Other Water Quality projects (NPS)	10 points

CWSRF Project Priority List Ranking Criteria

Strategies for State Policies and Spending

212 projects

– Level 1	10 points
– Level 2	10 points
– Level 3	5 points
– Level 4	0 points
– Environmentally Sensitive	10 points
– Out of Play	0 points
– Non-point source projects (319)	10 points

CWSRF Project Priority List
Ranking Criteria

Green Project Reserve

- Green Infrastructure — 10 points
- Water Efficiency — 10 points
- Energy Efficiency — 10 points
- Environmentally Innovative — 10 points

Sustainability

- Asset Management — 5 points
- Full Cost Pricing — 10 points

Land Conservation Sponsorship — 10 points

July 31, 2013 17

DWSRF Project Priority List
Ranking Criteria

I. Quality Deficiencies
II. Quantity Deficiencies
III. Treatment/Design
IV. Security Measures
V. Financial Need
VI. Regulations & Compliance
VII. Regionalization
VIII. System Design
VIIII. Bonus Points

July 31, 2013 18

DWSRF Project Priority List Ranking Criteria

I. Quality Deficiencies

Acute Public Notice	E. Coli	80
	Nitrate	80
	Nitrite	80
	Total	
Non-Acute Public Notice REQUIRED or Exceendence of a future regulation such as PCE group	Total coliform bacteria	60
	Volatile Organic Compounds (including MTBE)	60
	Disinfection By Products	60
	Synthetic Organic Compounds	60
	Trace Metals	60
	Regulated VOCs	60
	Unregulated SOCs	60
	Turbidity	60
	Radiologicals	60
	Lead/Copper	60
	Total	
Secondary Standards	Iron	20
	Trace Metals (Manganese, Silver, Copper)	20
	pH	20
	Chloride	20
	Total Dissolved Solids	20
	Sulfate	20
Complaint-based	Taste	20
	Odor	20
	Color	20
	Total	

II. Quantity Deficiencies

Acute	Water pressure <25 psi	50
	Lack of adequate supply	50
	Total	
Chronic	Lack of adequate storage	25
	Water pressure >100 psi	25
	Water shortages (during peak demand)	25
	Total	

July 31, 2013 19

DWSRF Project Priority List Ranking Criteria

III. Treatment/Design

Infrastructure	Degraded treatment facility	30
	Inadequate source-intake structure	30
	Faulty pumping station	30
	Inaccurate controls/instrumentation, lack of SCADA system	30
	Unsatisfactory storage	30
	Aging or corroded transmission mains	30
	Aging or corroded distribution mains	30
	Lack of meters/broken meters	30
	Replacement of contaminated source with uncontaminated source	30
	Lack of disinfection treatment	30
	Lack of corrosion control treatment	30
	Lack of nitrate removal treatment	30
	Lack of other proper treatment	30
	Inadequate filtration	30
	Nonfunctioning backflow prevention device	30
	Lack of critical component redundancy	30
	Unreliable emergency power source	30
	Total	

July 31, 2013 20

DWSRF Project Priority List Ranking Criteria

IV. Security Measures

	Treatment plant	25
	Storage site	25
	Distribution system	25
	Source	25
	Electronic	25
	Total	

V. Financial Need

Economic Indicator	If a proposed project will increase existing residential drinking water user rates above 1% of a community's MHI, or 2% of MHI for combined water and wastewater, the PWS may qualify for additional loan subsidies in the following order: 1. Principal Loan Forgiveness (after project completion) 2. Lower Interest Rates 3. Extended Loan Terms (up to 30 years)

DWSRF Project Priority List Ranking Criteria

VI. Regulations and Compliance

Compliance with Regulations	Lead/Copper Rule	40
	Surface Water Treatment Rule	40
	Stage 1 DBP	40
	Stage 2 DBP	40
	LT I Enhanced Surface Water Treatment Rule	40
	LTII Enhanced Surface Water Treatment Rule	40
	Radon	40
	Radionuclides	40
	Filter Backwash Rule	40
	MTBE primary standard	40
	Groundwater Rule	40
	Arsenic	40
	Total	
Compliance/ Enforcement Status	Significant Non-Compliance	15
	Active Bilateral Compliance Agreement	15
	Alternate Contaminant Level	15
	Active Administrative Compliance Order	15
	Total	

VII. Regionalization

Project to Result in	Consolidation of multiple non-complying water systems	25
	Consolidation with 1 non-complying water system	20
	Consolidation of complying water systems	15
	Service to areas of existing private wells with water quality deficiencies	20
	Service to areas with existing private wells	15
	Emergency interconnection with another public water system	15
	Total	

DWSRF Project Priority List Ranking Criteria

VII. System Description

Population Served	25 to 1,000	10
	1,001 to 10,000	15
	≥ 10,000	5
	Total	15
Public Water System Type	Municipality	10
	Other Community	5
	NTNC (non-profit)	3
	TNC (non-profit)	1
	Total	10

VIII. Bonus Points

Project was on a prior PPL	Multiyear project partially funded	15
	Bypassed	15
	Below funding line	10
	Comprehensive list only	5
	Total	0
Positive Practices	Rate structure promotes conservation	2
	Metered at service connections	2
	Water loss of 10% or less	2
	Certified operator with proper endorsements	2
	Document maintenance schedule review	2
	Cross connection control program	2
	Evaluation by Capacity Development for existing systems	2
	Total	14
Green Reserve	0-25% total project	5
	25-50% total project	10
	50-75% total project	15
	75-100% total project	20
	Total	

WIAC Review/Approval and Public Hearing

- Every PPL is presented in a Public Hearing
- Comments are requested in person or in writing
- After the public hearing, the WIAC will review and approve the PPLs subject to no adverse public comments
- Approved PPLs are sent to EPA for approval

Application Review

- Technical Review
  - Planning Documents – Applicants are required to submit a Preliminary Engineering Report (PER) or Facility Plan. The applicant also must provide an Environmental Information Document (EID)
  - Environmental Review - The CWSRF and DWSRF programs are required to have a State Environmental Review Program (SERP). Based on the information provided in the EID, DNREC or DHSS makes an environmental determination of the project

Environmental Review Process

- Environmental review determinations and their frequency:
  - Categorical Exclusion (CE) - occasionally
  - Finding of No Significant Impact (FONSI) – most common determination
  - Environmental Impact Statement (EIS) - rare

Environmental Review Process

- Categorical Exclusion (CE)
  - i.e. rehabilitation & replacements of existing facilities, minor upgrades or expansion of existing facilities, minor extensions within previous disturbed right-of-ways
  - Issue a CE and legal notice with 30 day comment period
  - If no issues, CE stands as issued

Environmental Review Process

- Finding of No Significant Impact (FONSI)
  - i.e. facilities to create new discharges to surface or ground waters, facility capacity to serve greater than 30% of existing population, action expected to have impacts
  - Issue a draft FONSI to stakeholders and issue a legal notice.
  - Allow a 30 day comment period
  - Mitigation of any environmental issues
  - Issue FONSI

Environmental Review Process

- Environmental Impact Statement (EIS)
  - Required when project is determined to have significant impacts or is highly controversial
  - Extremely rigorous process required to issue an EIS

Financial Review

- Applicant's Governing Body Overview
- Project Overview
- Applicant's Annual Reports and Financial Statements
- Applicant's Wastewater/Drinking Water User Charge System
- Existing System and Proposed Project Costs
- Residential vs. Industrial and Commercial Users
- Applicant's Ability to Repay Loan
- User Charge Affordability – 1.5% / 1.0% of MHI
- Financial Assistance Recommendation

Application Review/Approval

- Overall Project Costs (Existing System and Proposed)
  - Debt Service
  - O & M Costs
  - Other (Impact Fees)
- Ability to Repay Loan
- User Charge Affordability
- Recommended Financial Assistance

Binding Commitment

- Commitment of Fund's financial resources for a proposed water quality improvement project
- Binding Commitment will state the project description, loan amount, loan terms, and estimated timing (120 days) for the applicant to close the loan
- Timing for loan closure can be extended for good reason

Program Requirements

- Delaware Prevailing Wage Regulations and Davis Bacon Wage Requirements
- EO 11246 Equal Employment Opportunity – non-discrimination based on race, color, religion, sex, or national origin
- Requirement for Certification of Non-segregated Facilities
- DBE (formerly MBE/WBE)
- Civil Rights Act of 1964

July 31, 2013 33

Programs Requirements

- Section 13 of PL 92-500; Under the Federal Water Pollution Control Act; Rehabilitation Act of 1973; PL 93-112; and Age Discrimination Act of 1975
- Compliance with Section 306 of the Clean Air Act and Section 508 of the Clean Water Act
- Suspension and Debarment and other responsibility matters
- Project Sign
- Access to Project Site

July 31, 2013 34

Project Bid Process

- All plans and specifications must be reviewed and approved by program staff prior to advertisement
- Mandatory Pre-Bid meeting must be held to explain program requirements to potential bidders must be held at least 15 days prior to bid opening
- Project is bid for a minimum of 30 days
- Sealed bids are received and shall be opened publicly and be read aloud at the time and place designated

Loan Agreement/Closing Process

- G.O. vs. Revenue Pledge
- Project Description and Budget
- Interest Policy
- Interest During Construction
- Administrative Fee
- Loan Closing
- Loan Reimbursement Process
- Loan Repayment Process

Loan Closing

- Financing Agreement
- Bond
- Bond Counsel Opinion
- Resolution to Issue Debt
- Closing Costs

Loan Reimbursement Process

- The Borrower must request reimbursement of project expenditures through a Draw Requisition form included in the Financing Agreement
- Copies of each expenditure claimed for reimbursement must be included with the Draw Request

Loan Repayment Process

- Interest only is due every six months during construction and for up to one year after construction is completed, depending on the loan agreement
- Amortized repayments of principal and interest are due beginning with the payment between six and twelve months after the construction is completed, depending on the loan agreement

Contract Award Process

- Bids are tabulated and the contract is awarded to the responsive low bidder
- Bid Package submitted for approval must contain:
  - Bid tabulation
  - Certification of all Bonds
  - Certification that all easements have been obtained
  - Submission of required DBE documents
  - Other document as required
- Schedule and conduct a Pre-construction conference

Construction and Inspection

- Monthly progress meetings must be held.
- Interim inspections will be conducted by the CWSRF and/or DWSRF project engineer to ensure compliance with the program requirements
- Any significant project delays or issues must be disclosed to the project engineer

Final Disbursement and Initiation of Operations

- Upon substantial completion and release of any retainage, recipients submit for final disbursement
- Project engineer will ensure that the program requirements are met and that all specifications have been followed
- Depending on the terms of the loan, the project may go into repayment immediately or after one year from initiation of operations

Questions

July 31, 2013

43

Wastewater Facility Planning Matching Grants

- Wastewater Facility Planning Matching Grants are set asides in the CWSRF Non-Federal Administrative Account.
- The program is designed to assist municipal and county wastewater utilities to prepare wastewater projects for funding through Delaware Water Pollution Control Revolving Fund (WPCRF).
- Funding can be used to assist with wastewater planning in general, and for specific project planning and designs necessary to submit a loan application to the WPCRF for funding consideration.
  - $500,000 has been allocated for the program
  - $50,000 annual limit per municipality / county wastewater utility
  - Cash matching funds are required
- Grant Applications are available on DNREC's Web Site, and due by August 19th; Grant Awards will be announced at WIAC's September 4th meeting
- Grant Applications will be solicited again in January, May, and August

July 31, 2013

44

Questions

July 31, 2013

45

Surface Water Matching Planning Grants

- The Water Infrastructure Advisory Council developed the Surface Water Matching Planning Grant Program to support the planning/preliminary engineering/ feasibility analysis of surface water improvement projects and activities that focus on the developed landscape to improve water quality in impaired watersheds in Delaware.
- Matching grants are intended for planning/preliminary engineering/feasibility analysis of stormwater retrofits, green technology practices, stream and wetland restoration projects, small watershed studies, development of master surface water and drainage plans, and other point and non-point source water pollution control projects.
- State agencies, counties and municipalities are eligible to apply for a Surface Water Matching Planning Grant
  - $500,000 was allocated for the program.
  - $50,000 grant award cap
  - Cash matching funds are required
- Application packet will be on the DNREC website.

July 31, 2013

46

Surface Water Matching Planning Grants

- Proposals must be submitted to the DNREC Division of Watershed Stewardship office no later than **4:30 p.m. on August 29, 2013.**
- Grant will be open February, May, August, and November as allocated balances allow
- Grants were awarded in prior funding cycles to:
- Kent County & Kent Conservation District
  - County –wide planning for Stormwater District
- Kent County Levy Court
  - Restoration of existing stormwater areas and creation of wetlands along Double Run
- City of Newark Department of Public Works
  - Planning and design for 2,500 feet of stream channel restoration of Upper Christina River
- New Castle County Department of Special Services
  - Best Management Practices investigation at five outfall locations to a Pike Creek tributary
- New Castle County Department of Special Services & Delaware Department of Transportation
  - Development of a stormwater quality plan for Pike Creek

Surface Water Matching Planning Grants

- Grants were awarded in prior funding cycles to:
- Town of Smyrna
  - Retro-fit of old stormwater facility
- City of Wilmington
  - Develop stormwater Best Management Plan retro-fit of a small shopping center
  - Combined Sewer Overflow Green Infrastructure Implementation Plan
- Town of Middletown
  - Retro-fit of existing stormwater area and channel restoration project
- New Castle Conservation District
  - Planning for stormwater and water quality improvements in the DuRoss Heights community
- Kent Conservation District
  - Planning for stormwater and water quality improvements in the Town of Viola
  - Town of Houston Water Quality Improvement Design

Questions

July 31, 2013 49

Community Water Quality Improvement Grants

- Community Water Quality Improvement Grants that will support water quality improvement projects in impaired Delaware watersheds will be available from the Water Infrastructure Advisory Council. Competitive grant proposals should focus on the developed landscape to improve water quality and address one or more of the following goals:
  - Provide benefits to water quality within an impaired watershed,
  - Implement non-regulatory projects in a watershed management plan,
  - Installation of community stormwater management improvements in existing developments and municipalities,
  - Federally acceptable quality controlled water quality data from citizen monitoring programs,
  - Restoration of water quality benefits
- Applicants may be any Delaware state or municipal government, agency or program, non-profit organization, educational institution, community organization, and/or homeowner's association.
- Ag Operations and for profit firms are <u>not eligible,</u> however, cooperative arrangements with eligible applicants are acceptable

July 31, 2013 50

Community Water Quality Improvement Grants

- 75% of grant award must be used for project implementation, 25% can be used for administration
- Matching funds are not required but highly recommended, proposals will be evaluated in-part based on leveraging. In-kind, volunteer hours ($22.12/hr.), federal, state, and local cash are acceptable.
- Projects required by enforcement, punitive requirements, regulation, required mitigation, agricultural practices are <u>not eligible.</u> Projects that exceed regulatory require (except Ag) are acceptable.
- $475,000 is available in FY 2014.
- $25,000 minimum grant with a $150,000 per grant cap.
- Workshop will be held in August 7, 2013 at Delaware National Estuarine Research Reserve, St. Jones Center for Estuarine Studies in Dover.
- Proposals to be submitted to the DNREC Nonpoint Source Program office by **4:30 p.m. August 29, 2013**.

QUESTIONS

DEPARTMENT OF NATURAL RESOURCES
AND
ENVIRONMENTAL CONTROL

Delaware Water Pollution Control Revolving Fund

Land Conservation Loan Program
A Program Overview for Potential Project Sponsors

OFFICE OF THE SECRETARY
FINANCIAL ASSISTANCE BRANCH

Delaware Water Pollution Control Revolving Fund
Land Conservation Loan Program
A Program Overview for Potential Project Sponsors

- Land Conservation Loan Program (LCLP)
  - The LCLP is an innovative financing approach to fund land conservation easements and fee simple land purchases with WPCRF municipal loans
    - Five-year pilot program (up to $5 million per year – subject to availability)
    - Municipal wastewater project must be on the WPCRF Project Priority List (PPL)
    - Municipal LCLP project sponsors must enter into a Sponsorship Agreement with the Delaware Department of Agriculture (DDA) or DNREC 's Division of Park and Recreation, or Division of Fish and Wildlife
    - LCLP project must have demonstrated water quality improvement benefits and be managed in perpetuity
    - Loan debt service payments for both the wastewater and LCLP projects will be equal to wastewater project by itself for the term of the loan
  - The DDA's Delaware Agricultural Land Preservation Foundation is authorized to establish criteria for Forestland and Agricultural Preservation Areas and purchase of forestland and agricultural preservation easement pursuant to 3 Del. C. Ch. 9, § 904
  - DNREC's Division of Parks and Recreation and Division of Fish and Wildlife are authorized to acquire open space and conservation easements under the Delaware Land Protection Act, pursuant to 7 Del C. Ch. 75, § 7503

Delaware Water Pollution Control Revolving Fund
Land Conservation Loan Program
A Program Overview for Potential Project Sponsors

- LCLP – How Does It Work?
  - Project Solicitation and Review:
    - Notice-of-Intent solicitation from municipalities including LCLP project interest
    - CWSRF Project Priority List (PPL) and Intended Use Plan (IUP) developed
    - Municipal and LCLP project loan applications solicited from approved PPL
  - DDA or DNREC (Implementers) Review LCLP Project Applications
    - DNREC Criteria for The LCLP Eligibility
    - DDA Criteria for Forestland Conservation Easements
  - Financial Review and Interest Rate Determination:
    - DNREC conducts financial review of loan applications
    - Interest rate for wastewater and LCLP loans are adjusted to ensure annual loan debt service is equal to the municipal wastewater project separately

July 31, 2013 55

Delaware Water Pollution Control Revolving Fund
Land Conservation Loan Program Criteria

DNREC

- Parcel(s) must be at least 10 acres in size and at least 25% forested
- Wastewater spray irrigation is permissible on the parcel(s) utilizing best available treatment technology; however, all wastewater storage and treatment facilities must be located on lands other than the parcel(s).
- There must be a demonstrated water quality benefit associated with the acquisition of the parcel(s) or property rights
- Parcel(s) must be within 1 mile of land already preserved by federal, state, local, or other conservation organizations.
- Parcel(s) must exhibit at least one or more of the following:
  - contains endangered, threatened, or ecologically significant species, or natural communities
  - valuable to the community as open space due to its proximity to developing areas or to its impact on a view corridor
  - valuable to a community because of its historical or cultural resources or its proximity to an historically significant area
  - includes or contributes to important wildlife habitat or migration corridors
  - significant agricultural or forestry resources
  - wetlands, flood plains or other lands necessary for the protection of water resources
  - contains significant or unique ecosystems or natural features

July 31, 2013 56

Delaware Water Pollution Control Revolving Fund
Land Conservation Loan Program Criteria

DDA

- Property must (1) be enrolled in Delaware's Forestland Preservation Program (FPP) OR enrolled in the Aglands Preservation Program and meet the requirements of the FPP and (2) have submitted an offer to sell their development rights.

- Requirements of the FPP are:
  - at least 10 (forested) acres in size
  - located outside state-designated growth zone
  - zoned agricultural and no major subdivision recorded for the property
  - have a forest management plan prepared by a professional forester and updated every five years
  - all of the woodland on the property must be included and the land must remain forested (not cleared for cropland, structures, etc.)

- Wastewater spray irrigation is permissible on the FPP parcel(s) utilizing best available treatment technology; however, all wastewater storage and treatment facilities must be located on lands other than the FPP properties.

Delaware Water Pollution Control Revolving Fund
Land Conservation Loan Program Criteria

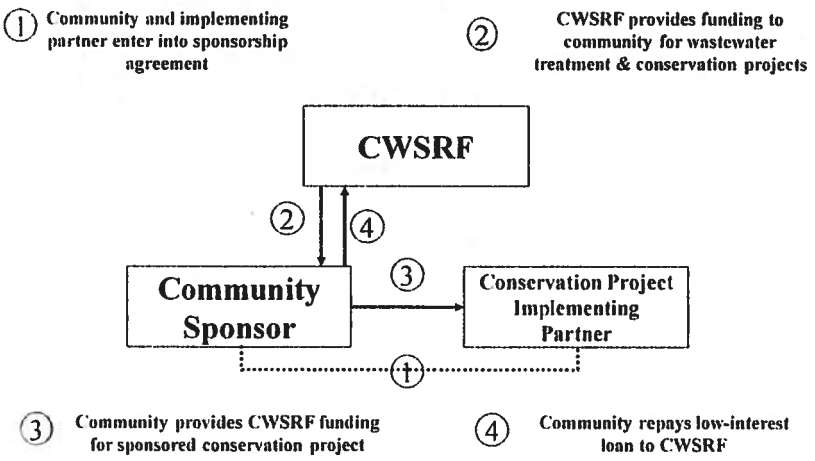

Delaware Water Pollution Control Revolving Fund
Land Conservation Loan Program Criteria

Financing Land Conservation Projects With Municipal Wastewater Loans

Loan Term (years)	CWSRF Interest Rate	Land Conservation Interest Rate	Land Conservation Loan	Municipal Wastewater Loan	Total Annual Debt Service Payment	Life of Loan Debt Service Payment
			$184,080	$1,000,000		
20	3.50%	n/a	n/a	$70,361	$70,361	$1,407,222
20	2.00%	0.000%	$9,204	$61,157	$70,361	$1,407,214
			$552,260	$3,000,000		
20	3.50%	n/a	n/a	$211,083	$211,083	$4,221,665
20	2.00%	0.000%	$27,613	$183,470	$211,083	$4,221,663
			$920,430	$5,000,000		
20	3.50%	n/a	n/a	$351,805	$351,805	$7,036,103
20	2.00%	0.000%	$46,022	$305,784	$351,805	$7,036,102
			$1,932,900	$10,500,000		
20	3.50%	n/a	n/a	$738,791	$738,791	$14,775,826
20	2.00%	0.000%	$96,645	$642,146	$738,791	$14,775,811
			$6,535,100	$35,500,000		
20	3.50%	n/a	n/a	$2,497,818	$2,497,818	$49,956,365
20	2.00%	0.000%	$326,755	$2,171,063	$2,497,818	$49,956,170

July 31, 2013 59

QUESTIONS

July 31, 2013 60